



1. Maxx Digital Mobile Rocket System. (iPhone not included, sorry)



2. Accessory Kit



3. Release the two thumb screws at the back of the unit



4. Slide the cover to the back and pull up the top cover




5. Remove the air duct




6. Top view without air duct



7. Press the power adapter hook and pull to release it



8. Top view of power adaptor released and switch location



9. Switch setting for MacBook Pro– turn on the first pin of both switches and keep the remaining off (factory preset to this configuration)




10. Switch Setting for MacPro 4 lane HBA card– turn all pins to off position (The Mobile Rocket will not show up on the MacBook Pro with this configuration)




11. Remove the screws on the bottom in order to take out the card tray




12. Slide out the card tray




13. Release the side bracket




14. The side bracket removed view



15. Install the Red Rocket card



16. Put the side bracket back




17. Install the side bracket



18. Slide the tray into the system



19. Lock the screws on the bottom



20. Connect the power adaptor




21. Take the MacBook kit from the accessory box




22. Install the Express 34 hook mount above the slide tray




23. Install the Express 34 hook



24. Side view of the Express 34 hook kit




25. Insert the Express 34 card



26. Lock the Express 34 card



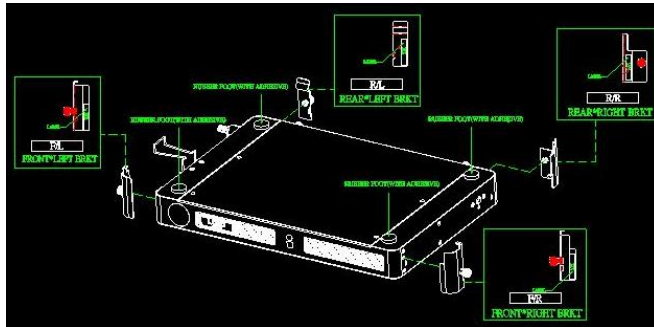
27. Side view of Express 34 card with lock



28. Connect MacBook Pro and Mobile Rocket system



29. Take the MacBook Pro hook kit from the accessory box




30. Install the MacBook Pro hook kit to four corners (see hooks installation sheet)



31. Side view of the MacBook Pro hook kit installed



32. Take the Power Adaptor from accessory box



33. Connect the Power Adaptor



34. Lock the Power Adaptor



35. Power on the Mobile Rocket system



36. Power on the MacBook Pro (Be sure you download the latest driver and firmware for your RED Rocket card via www.red.com/support)